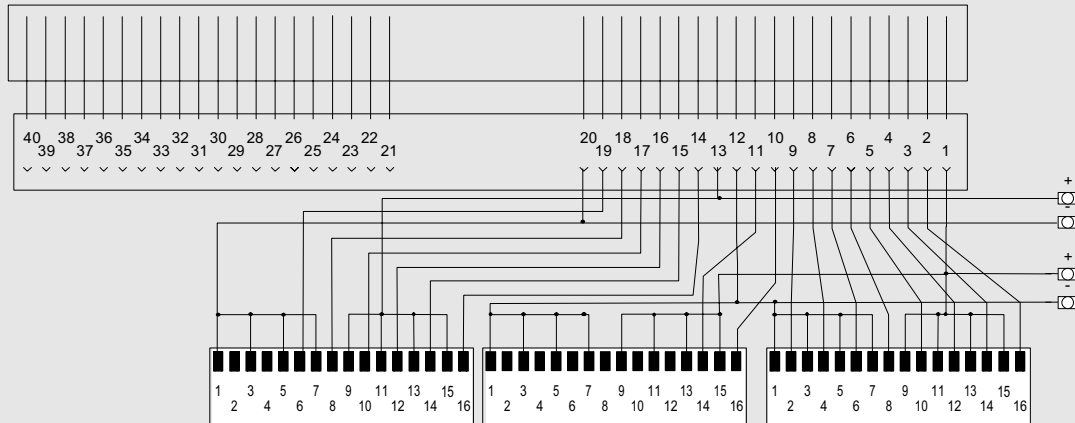


Circuit diagrams

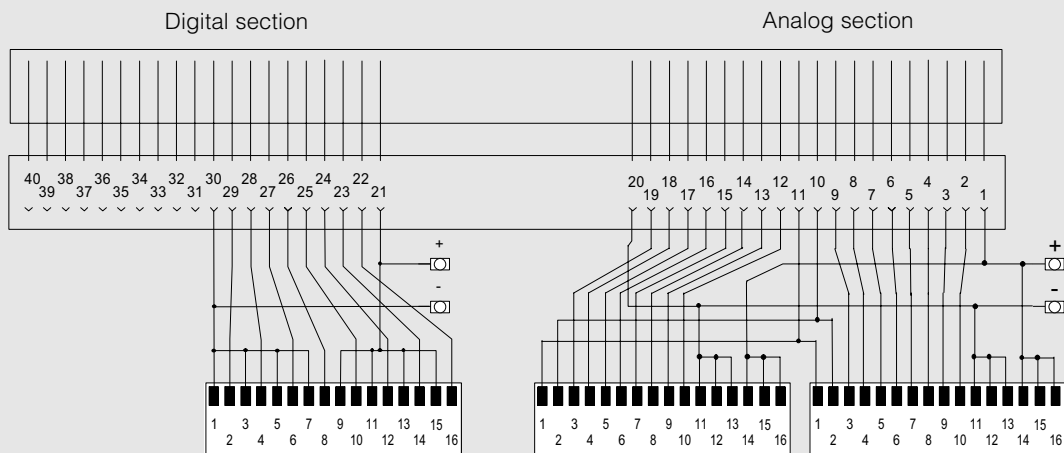
S7-300, CPU312C

Front connector module with potential infeed via
 spring connection 6ES7921-3AJ20-0AA0
 screw connection 6ES7921-3AK20-0AA0



S7-300, CPU313C/314C-2PtP/314C-2DP

Front connector module with potential infeed via
 spring connection 6ES7921-3AL20-0AA0
 screw connection 6ES7921-3AM20-0AA0



Fully modular connection

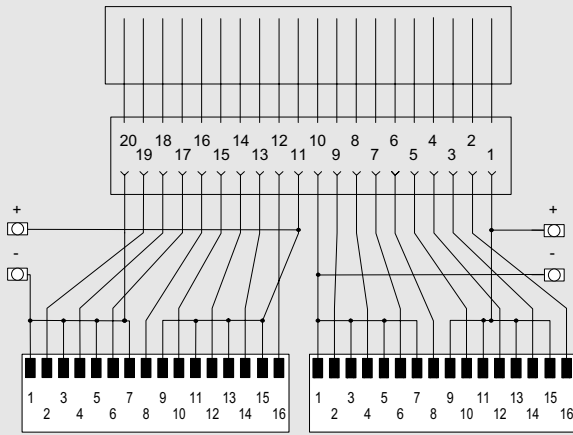
Front connector modules

S7-300 front connector modules

Circuit diagrams

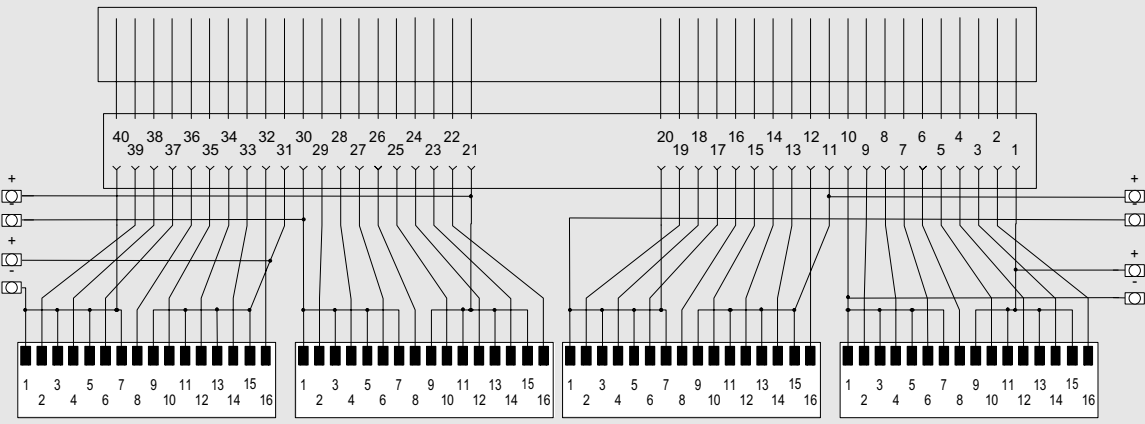
S7-300, digital 2 x 8 I/O

Front connector module with potential infeed via
spring connection 6ES7921-3AA00-0AA0
screw connection 6ES7921-3AB00-0AA0



S7-300, digital 4 x 8 I/O

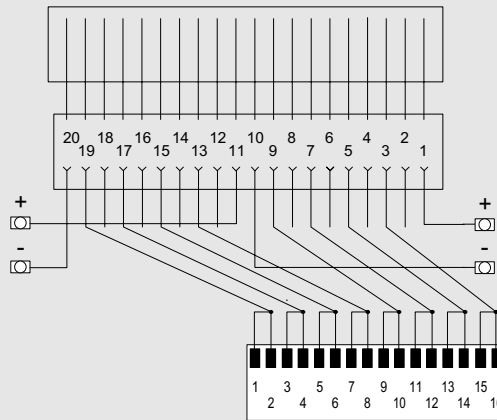
Front connector module with potential infeed via
spring connection 6ES7921-3AA20-0AA0
screw connection 6ES7921-3AB20-0AA0



Circuit diagrams

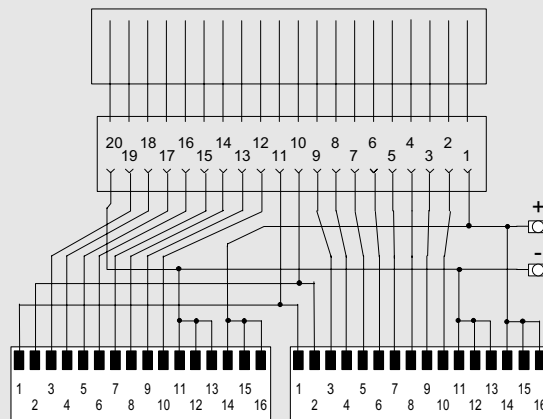
S7-300, 2 ampere digital 1 x 8 A

Front connector module with potential infeed via
 spring connection 6ES7921-3AC00-0AA0
 screw connection 6ES7921-3AD00-0AA0



S7-300, analog 20-pole I/O module

Front connector module with potential infeed via
 spring connection 6ES7921-3AF00-0AA0
 screw connection 6ES7921-3AG00-0AA0



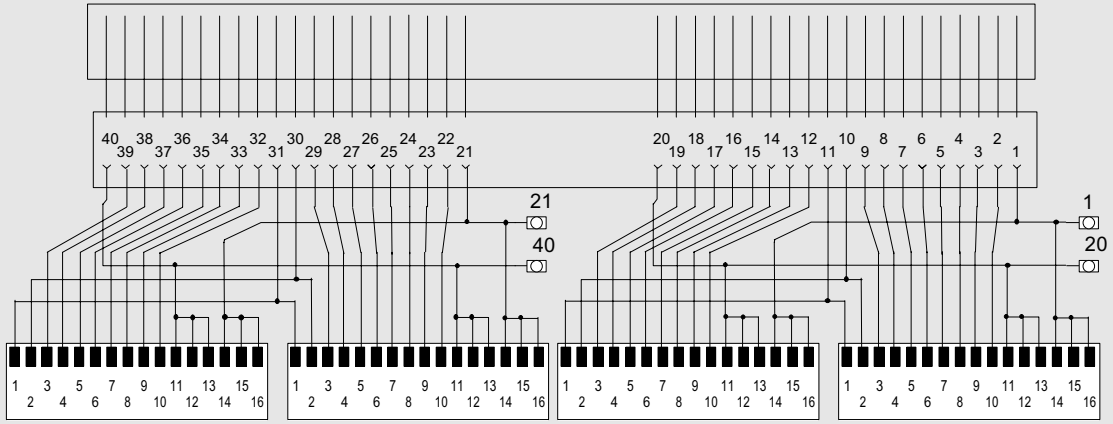
Fully modular connection

Front connector modules

S7-300 front connector modules

Circuit diagrams

S7-300, analog 40-pole I/O module
Front connector module with potential infeed via
spring connection 6ES7921-3AF20-0AA0
screw connection 6ES7921-3AG20-0AA0



2