







3RH21 coupling relays for switching auxiliary circuits, 4-pole

More information

All technical specifications not mentioned in the table below are identical to those of the 3RH21 contactor relays. The size S00 coupling relays (3RH21) cannot be extended with auxiliary switch blocks.

| Contactor type | | 3RH21 ...HB40 | 3RH21 ...JB40 | 3RH21 ...KB40 |
|---|----|--|---|--|
| Size | | S00 | S00 | S00 |
| Width | mm | 45 | 45 | 45 |
| Solenoid coil operating range | | 0.7 ... 1.25 x U_s | | |
| Power consumption of the solenoid coil (for cold coil) Closing = Closed | | | | |
| • At $U_s = 17$ V | W | 1.4 | | |
| • At $U_s = 24$ V | W | 2.8 | | |
| • At $U_s = 30$ V | W | 4.4 | | |
| Permissible residual current of the electronics for 0 signal | | < 10 mA x (24 V/ U_s) | | |
| Overvoltage configuration of the solenoid coil | | Without overvoltage damping  | With diode  | With suppressor diode  |
| Operating times | | | | |
| • Closing at 17 V | | | | |
| - ON-delay NO | ms | 40 ... 130 | | |
| - OFF-delay NC | ms | 30 ... 80 | | |
| • At 24 V | | | | |
| - ON-delay NO | ms | 35 ... 60 | | |
| - OFF-delay NC | ms | 25 ... 40 | | |
| • At 30 V | | | | |
| - ON-delay NO | ms | 25 ... 50 | | |
| - OFF-delay NC | ms | 15 ... 30 | | |
| • Closing at 17 ... 30 V | | | | |
| - OFF-delay NO | ms | 7 ... 20 | 38 ... 65 | 7 ... 20 |
| - ON-delay NC | ms | 20 ... 30 | 55 ... 75 | 20 ... 30 |
| Upright mounting position | | Request required | | |

| Contactor type | | 3RH21 ...MB40-0KT0 | 3RH21 ...VB40 | 3RH21 ...WB40 |
|--|----|---|---|--|
| Size | | S00 | S00 | S00 |
| Width | mm | 45 | 45 | 45 |
| Solenoid coil operating range | | 0.85 ... 1.85 x U_s | | |
| Power consumption of the solenoid coil (for cold coil) Closing = Closed at $U_s = 24$ V | W | 1.6 | | |
| Permissible residual current of the electronics for 0 signal | | < 8 mA x (24 V/ U_s) | | |
| Overvoltage configuration of the solenoid coil | | Diode, varistor or RC element, attachable  | Built-in diode  | Built-in suppressor diode  |
| Operating times of the coupling relays | | | | |
| • Closing at 20.5 V | | | | |
| - ON-delay NO | ms | 30 ... 120 | | |
| - OFF-delay NC | ms | 20 ... 110 | | |
| • At 24 V | | | | |
| - ON-delay NO | ms | 25 ... 90 | | |
| - OFF-delay NC | ms | 15 ... 80 | | |
| • At 44 V | | | | |
| - ON-delay NO | ms | 15 ... 60 | | |
| - OFF-delay NC | ms | 10 ... 50 | | |
| • Closing at 17 ... 30 V | | | | |
| - OFF-delay NO | ms | 5 ... 20 | 20 ... 80 | 5 ... 20 |
| - ON-delay NC | ms | 10 ... 30 | 30 ... 90 | 10 ... 30 |
| Upright mounting position | | Request required | | |