












Selection and ordering Data

Description	Order No.		Description	Order No.	
<i>Milltronics belt scale peripherals</i>			<u>For retrofitting older MMW & MCS belt scales that do not have a conduit adaptor, belt scale mounting hardware included</u>		
Terminal box load cell / speed sensor, 150 x 150 x 100D Nema 4 /IP65 Enclosure			50 lb	7MH7725-1BN	
Mild steel	7MH7726-1AB		100 lb	7MH7725-1BP	
Stainless steel	7MH7726-1AC		250 lb	7MH7725-1BQ	
Mild steel, 4 load cell	7MH7726-1AQ		<u>For retrofitting older MIC belt scale, mounting hardware included</u>		
Stainless steel, 4 load cell	7MH7726-1AR		25 lb	Replace with 50 lb	
Inclinometer			50 lb (22.7 kg)	PBD-61009735	
Celesco Model IT9420	7MH7726-1AP		100 lb (45.4 kg)	PBD-61009731	
<i>Belt scale spare load cells</i>			250 lb (113.4 kg)	PBD-61009732	
<u>For Milltronics Torque shaft belt scale (MTS), model CD or CFT, mounting hardware included</u>			500 lb (226.8 kg)	PBD-61009733	
50 lb (22.7 kg)	7MH7725-1BA		1000 lb (453.6 kg)	PBD-61009734	
75 lb (34 kg)	7MH7725-1BB		2000 lb (907.2 kg)	PBD-61009737	
100 lb (45.4 kg)	7MH7725-1BC		<u>For MUS HD aluminum model 7MH71202, mounting hardware included</u>		
150 lb (68 kg)	7MH7725-1BD		50 kg (110.2 lb)	7MH7725-1BW	
300 lb (136.1 kg)	7MH7725-1BE		100 kg (220.4 lb)	7MH7725-1BX	
500 lb (226.8 kg)	7MH7725-1BF		150 kg (330.7 lb)	7MH7725-1BY	
750 lb (340.2 kg)	7MH7725-1BG		200 kg (440.9 lb)	7MH7725-1CA	
1000 lb (453.6 kg)	7MH7725-1BH		300 kg (661.4 lb)	7MH7725-1CB	
1500 lb (680.4 kg)	7MH7725-1BJ		500 kg (1102.3 lb)	7MH7725-1CC	
<u>For MSI belt scale with round static beam, low-profile, mounting hardware included, model 60048-XXX-0137 or 60048-XXX-0129</u>			<u>For WD600 model 7MH7185,</u>		
25 lb (11.3 kg)	7MH7725-1AJ		25 lb (11.3 kg)	PBD-23900224	
50 lb (22.7 kg)	7MH7725-1AK		50 lb (22.7 kg)	PBD-23900225	
100 lb (45.4 kg)	7MH7725-1AL		<i>Flowmeter spare load cells</i>		
200 lb (90.7 kg)	7MH7725-1AM		<u>Millflo flowmeters stainless steel, with hardware</u>		
400 lb (181.4 kg)	7MH7725-1AN		1 lb (0.5 kg)	Replace with 2 lb	
500 lb (226.8 kg)	7MH7725-1AP		2 lb (0.9 kg)	PBD-23900176	
1000 lb (453.6 kg)	7MH7725-1AQ		5 lb (2.3 kg)	PBD-23900177	
<u>For retrofitting current and older version of MSI with Group 4, mounting hardware included, Sensortronics 60048-xxx-0138, or RTI, Model 6500</u>			10 lb (4.6 kg)	7MH7725-1AA	
50 lb (22.7 kg)	7MH7725-1AC		20 lb (9.2 kg)	7MH7725-1AB	
100 lb (45.4 kg)	7MH7725-1AD		<u>Millflo L, M,47 and MA series flowmeters stainless steel, with hardware</u>		
250 lb (113.4 kg)	7MH7725-1AE		50 lb (22.7 kg)	7MH7725-1AC	
500 lb (226.8 kg)	7MH7725-1AF		100 lb (45.4 kg)	7MH7725-1AD	
750 lb (340.2 kg)	7MH7725-1AG				
1000 lb (453.6 kg)	7MH7725-1AH				
<u>For retrofitting older version of MSI C462 (transducers incorporated), mounting hardware included</u>					
50 lb (22.7 kg)	PBD-23900005				
100 lb (45.4 kg)	PBD-23900010				
250 lb (113.4 kg)	PBD-23900012				