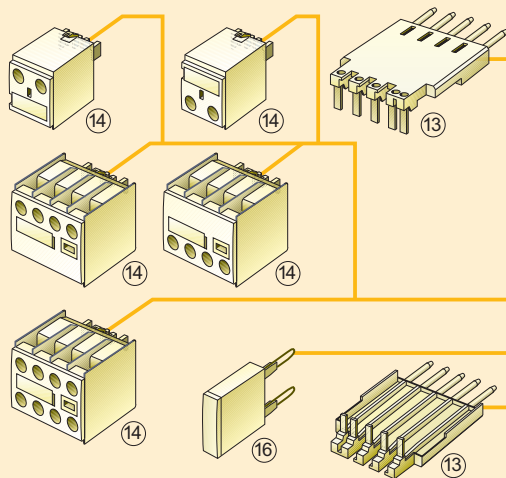
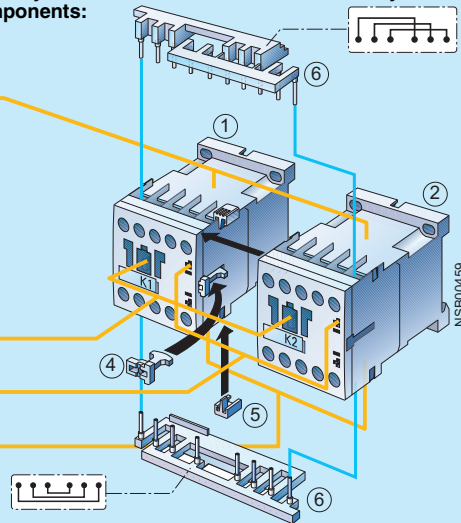


### Mountable accessories (to be ordered separately):



### The fully wired and tested contactor assembly includes the following components:



The connecting cables are not shown.

#### Accessories

#### Order No.

- |    |   |                |
|----|---|----------------|
| 13 | Solder pin adapters   | 3RT19 16-4KA1  |
| 14 | Auxiliary switch block, front (auxiliary switch block according to EN 50005 must be used) | 3RH19 11-1.... |
| 16 | Surge suppressors   | 3RT19 16-1.... |

#### Individual parts

- |       |                    |
|-------|--------------------|
| 1 2   | Contactors, 3 kW   |
| 1 2   | Contactors, 4 kW   |
| 1 2   | Contactors, 5.5 kW |
| 4 5 6 | Assembly kit       |

The assembly kit contains:

- |   |  |
|---|--|
| 4 | Mechanical interlock   |
| 5 | 2 connecting clips for 2 contactors  |
| 6 | Wiring modules on the top and bottom for connecting the main current paths, electrical interlock included <sup>1)</sup> , interruptible (NC contact interlock) |

#### Order No.

#### K1

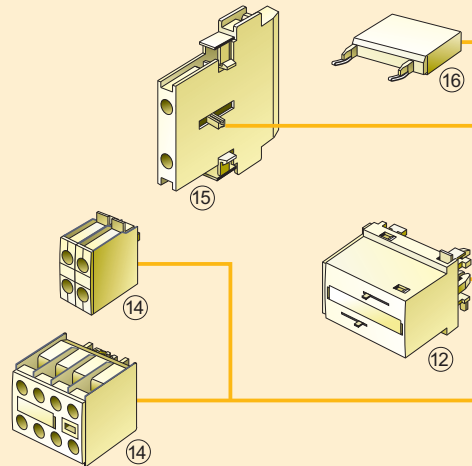
- |             |
|-------------|
| 3RT10 15    |
| 3RT10 16    |
| 3RT10 17    |
| 3RA19 13-2A |

#### K2

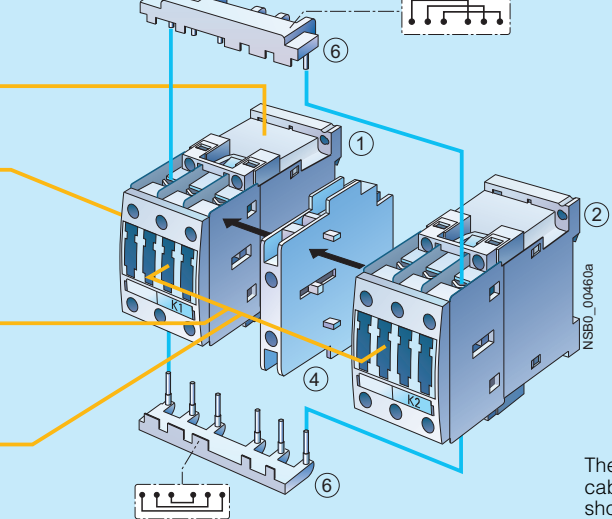
- |          |
|----------|
| 3RT10 15 |
| 3RT10 16 |
| 3RT10 17 |

<sup>1)</sup> 3RT10 1. contactors with one NC contact in the basic unit are required for the electrical interlock.

**Mountable accessories (to be ordered separately):**



**The fully wired and tested contactor assembly includes the following components:**



The connecting cables are not shown.

**Accessories**

**Order No.**

- 12 Mechanical interlock, front 3RA19 24-1A
- 14 Auxiliary switch block, front 3RH19 21-1CA..
- 15 Auxiliary switch block, lateral 3RH19 21-1EA..
- 16 Surge suppressors 3RT19 26-1....

**Individual parts**

- 1 2 Contactors, 5.5 kW
- 1 2 Contactors, 7.5 kW
- 1 2 Contactors, 11 kW
- 4 Mechanical interlock, lateral
- 6 Assembly kit

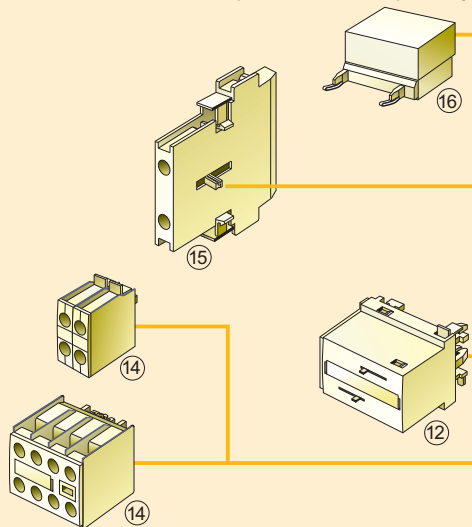
**Order No.**

| K1       | K2       |
|----------|----------|
| 3RT10 24 | 3RT10 24 |
| 3RT10 25 | 3RT10 25 |
| 3RT10 26 | 3RT10 26 |

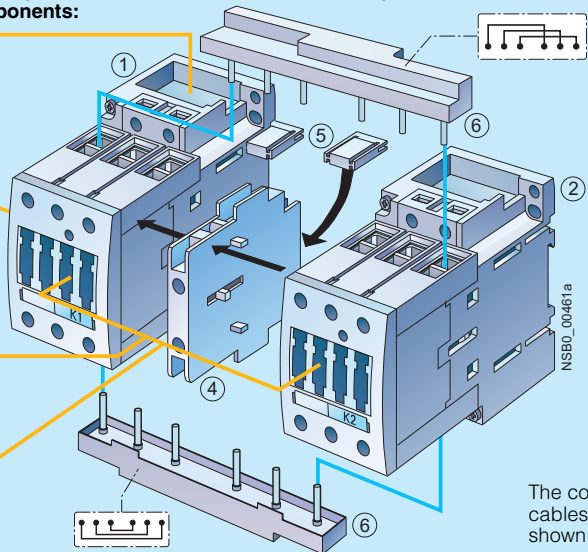
- 3RA19 24-2B
- 3RA19 23-2A

The assembly kit contains wiring modules on the top and bottom (they also form the mechanical connection between the contactors).

**Mountable accessories (to be ordered separately):**



**The fully wired and tested contactor assembly includes the following components:**



The connecting cables are not shown.

NSBC\_00461a

**Accessories**

**Order No.**

- 12 Mechanical interlock, front  
3RA19 24-1A
- 14 Auxiliary switch block, front  
3RH19 21-1CA . . .
- 15 Auxiliary switch block, lateral  
3RH19 21-1EA . . .
- 16 Surge suppressors  
3RT19 26-1 . . .  
3RT19 36-1 . . .

**Individual parts**

- 1 2
- 1 2
- 1 2
- 4
- 5 6

- 1 2 Contactors, 15 kW
- 1 2 Contactors, 18.5 kW
- 1 2 Contactors, 22 kW
- 4 Mechanical interlock, lateral
- 5 6 Assembly kit

**Order No.**

- K1**
- 3RT10 34
- 3RT10 35
- 3RT10 36
- 3RA19 24-2B
- 3RA19 33-2A

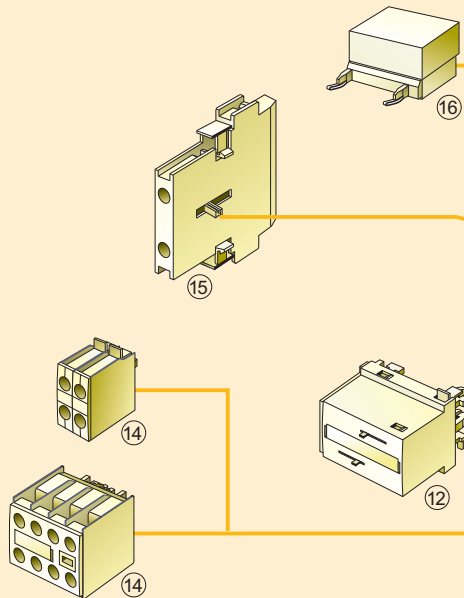
**K2**

- 3RT10 34
- 3RT10 35
- 3RT10 36

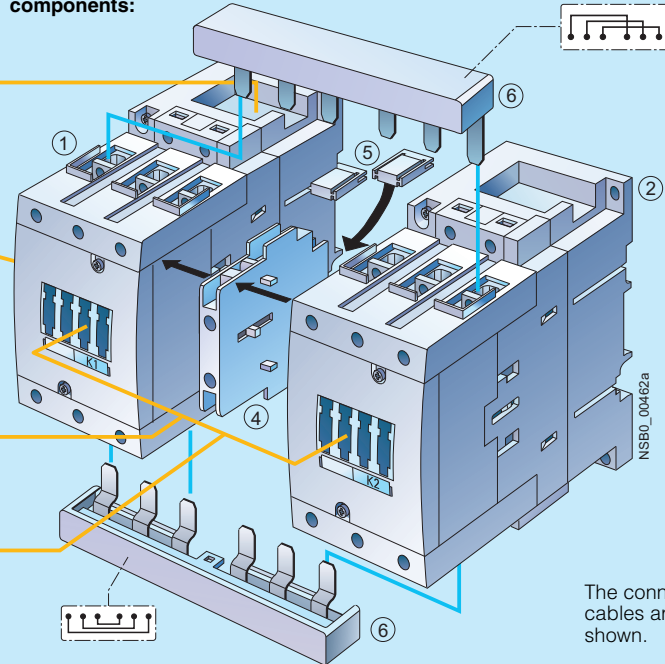
The assembly kit contains:

- 5 2 connecting clips for 2 contactors with a clearance of 10 mm
- 6 Wiring modules on the top and bottom for connecting the main current paths

### Mountable accessories (to be ordered separately):



### The fully wired and tested contactor assembly includes the following components:



#### Accessories

|    |                                 | Order No.                        |
|----|---------------------------------|----------------------------------|
| 12 | Mechanical interlock, front     | 3RA19 24-1A                      |
| 14 | Auxiliary switch block, front   | 3RH19 21-1CA..                   |
| 15 | Auxiliary switch block, lateral | 3RH19 21-1EA..                   |
| 16 | Surge suppressors               | 3RT19 26-1....<br>3RT19 36-1.... |

#### Individual parts

|     |                               | Order No.   |
|-----|-------------------------------|-------------|
| 1 2 | Contactors, 30 kW             | 3RT10 44    |
| 1 2 | Contactors, 37 kW             | 3RT10 45    |
| 1 2 | Contactors, 45 kW             | 3RT10 46    |
| 4   | Mechanical interlock, lateral | 3RA19 24-2B |
| 5 6 | Assembly kit                  | 3RA19 43-2A |

#### Order No.

**K1**

**K2**

|          |          |
|----------|----------|
| 3RT10 44 | 3RT10 44 |
| 3RT10 45 | 3RT10 45 |
| 3RT10 46 | 3RT10 46 |

The assembly kit contains:

- 5 2 connecting clips for 2 contactors with a clearance of 10 mm
- 6 Wiring modules on the top and bottom for connecting the main current paths